

Year 1 - Subtraction - The inverse of addition



St Ralph Sherwin
Catholic Multi Academy Trust


Key Vocabulary

Subtraction	The inverse operation to addition - to take an amount away from a whole.
Equals	Equals means we find out how many we have altogether
Counting back	Start at a number and then jump back the second number. The number you land on is the answer.
Halving	To divide or share a number of objects between 2.
Number bond	A pair of numbers with a given total - i.e. $5+5=10$
Part	A number that needs to be added with another number to make the whole
Whole	What the two parts add up to
Fact families	A number of different ways you can use 3 numbers from a part-part whole diagram as a sum.
Difference	The difference between two numbers or sets of objects. It is found by comparing the quantity of one set of objects with another. i.e., The difference between 10 and 4 is 6.


Using a whole and taking away a part

Concrete

First there were 5 apples.
Then 3 apples were eaten.
Now we have 2 apples.



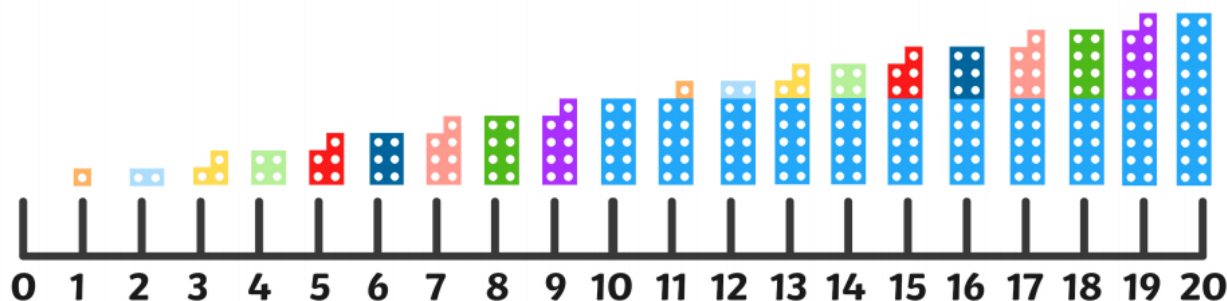
Pictorial



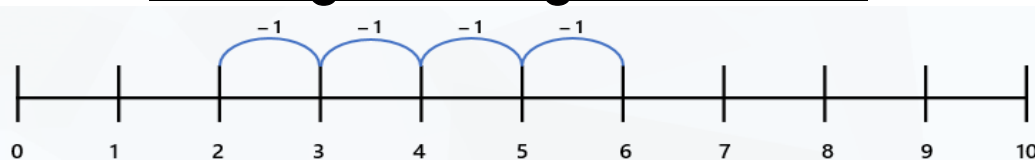
5-3

Part-Part whole model

Start with the whole and subtract a part i.e. $5-3=2$
Look at fact families on the next page.

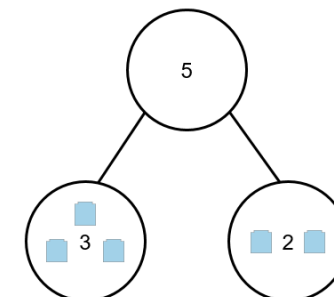


Counting back using a number line




$$6 - 4 = 2$$

Abstract



Year 1 - Subtraction - The inverse of addition

Number bonds to 10 - Always start with the biggest number



$10 - 10 = 0$

$10 - 0 = 10$




$10 - 9 = 1$

$10 - 1 = 9$




$10 - 8 = 2$

$10 - 2 = 8$




$10 - 7 = 3$

$10 - 3 = 7$



$10 - 6 = 4$

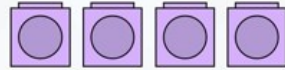
$10 - 4 = 6$



$10 - 5 = 5$

$10 - 5 = 5$

Find the difference



The difference between 4 and 3 is 1.

$$\boxed{4} - \boxed{3} = \boxed{1}$$

Less than

Equal to

Greater than

	<	
	=	
	>	

First, then and now addition stories

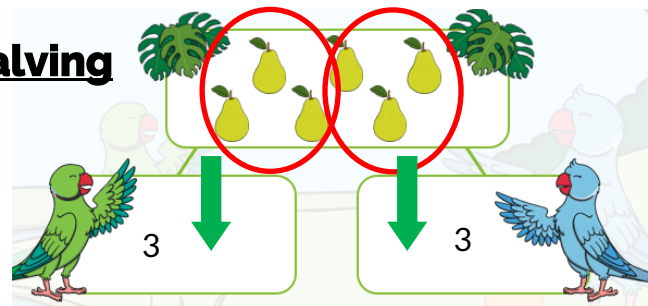
FIRST	THEN	NOW

First there were **6** counters.

Then **4** were taken away.

Now we have **2** counters.

Halving

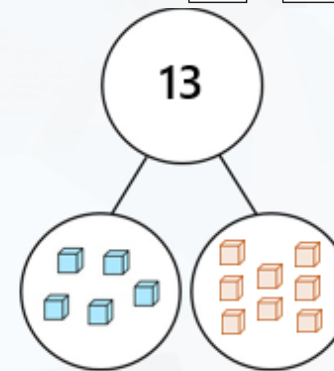


Fact Families



$$\begin{array}{l} \boxed{3} + \boxed{2} = \boxed{5} \\ \boxed{2} + \boxed{3} = \boxed{5} \\ \boxed{5} - \boxed{3} = \boxed{2} \\ \boxed{5} - \boxed{2} = \boxed{3} \end{array}$$

$$\begin{array}{l} \boxed{5} = \boxed{3} + \boxed{2} \\ \boxed{5} = \boxed{2} + \boxed{3} \\ \boxed{3} = \boxed{5} - \boxed{2} \\ \boxed{2} = \boxed{5} - \boxed{3} \end{array}$$



$$\underline{5} + \underline{8} = \underline{13}$$

$$\underline{8} + \underline{5} = \underline{13}$$

$$\underline{13} - \underline{5} = \underline{8}$$

$$\underline{13} - \underline{8} = \underline{5}$$